

Monthly Report
of Portfolios

Class P

Pictet Individual
Pension Foundation
(3rd Pillar A)

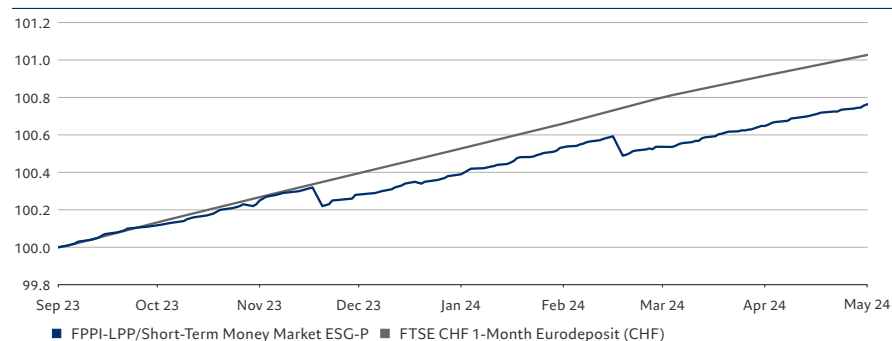
FPPI-LPP/Short-Term Money Market ESG-P

ISIN (CH1282064158)

OBJECTIVES & INVESTMENT POLICY

This portfolio invests primarily in money market instruments and highly rated short maturity bonds. These investments are denominated or hedged in Swiss francs so that the exchange rate risk is non-existent or limited.

CUMULATIVE RETURN



PERFORMANCE vs. FTSE CHF 1-Month Eurodeposit (CHF)

	Portfolio	BM	Portfolio	BM
	Cumulative		Annualised	
YTD	0.48%	0.62%	-	-
1 month	0.11%	0.11%	-	-
3 months	0.23%	0.36%	-	-
Since Inception	0.87%	1.16%	1.17%	1.56%

PORTFOLIO ANALYSIS

Modified duration

48 hours to 30 days	41.9%
30 to 90 days	27.4%
90 to 120 days	12.2%
120 to 150 days	2.3%
150 days and more (incl. FRN's)	9.1%
Cash	7.0%

Rating

A	45.4%
AAA	30.3%
AA	17.8%
NR (incl. cash & eq.)	6.5%

The above asset breakdown information is expected to fluctuate over time.

STATISTICS

NAV	CHF 100.87
Fund Assets (in mio.)	CHF 4.40
1m Return	0.11%
YTD Return	0.48%
Since Inception Return	0.87%
Max. drawup	0.86%
Max. drawdown	-0.10%
Volatility	0.20%

KEY INFORMATION

Legal structure	Swiss Foundation
Custodian	Banque Pictet & Cie SA
Fund manager	Pictet Asset Management SA
ISIN	CH1282064158
Base Currency	CHF
Dividend	Reinvested
Inception date	1 September 2023
Close of fiscal year	31 December
NAV valuation	Daily, "forward pricing"
Management fee	0.17% p.a.

Prices, values and income may go down as well as up and investors may get back less than they initially invested. Past performance is no guarantee for future performance. Historical statistics are calculated over 3 years.

Data Source: FundPartner Solutions (Europe) S.A. – Part of Pictet Group

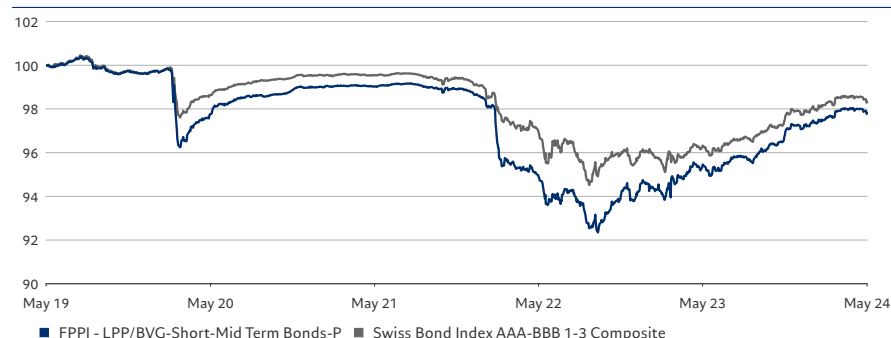
FPPI - LPP/BVG-Short-Mid Term Bonds-P

ISIN (CH0017245074)

OBJECTIVES & INVESTMENT POLICY

Using investment funds or securities, this portfolio may invest in bonds, debt instruments and cash denominated in CHF or foreign currencies; the average residual maturity of the portfolio may not exceed three (3) years and the maximum residual maturity of each investment may not exceed ten (10) years.

CUMULATIVE RETURN



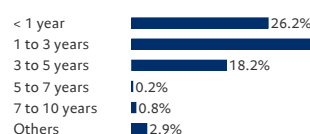
PERFORMANCE vs. Swiss Bond Index AAA-BBB 1-3 Composite¹⁾

	Portfolio		BM	
	Cumulative	Annualised	Portfolio	BM
YTD	0.53%	0.41%	-	-
1 month	-0.23%	-0.25%	-	-
3 months	0.25%	0.12%	-	-
1 year	2.45%	2.08%	2.45%	2.08%
3 years	-1.24%	-1.22%	-0.42%	-0.41%
5 years	-2.21%	-1.67%	-0.44%	-0.34%
Since Inception	9.97%	19.01%	0.47%	0.86%

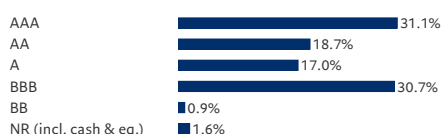
	Portfolio		BM	
	Yearly	May to May	Portfolio	BM
2023	3.70%	2.57%	2.45%	2.08%
2022	-5.04%	-3.81%	0.60%	-0.60%
2021	-0.20%	-0.26%	-4.18%	-2.64%
2020	-0.63%	-0.10%	1.30%	0.91%
2019	-0.27%	-0.10%	-2.25%	-1.36%

PORTFOLIO ANALYSIS

Modified duration



Rating



The above asset breakdown information is expected to fluctuate over time.

STATISTICS

NAV	CHF 109.97
Fund Assets (in mio.)	CHF 5.95
Average Duration	1.37 years
Average Yield	2.24%
Average Coupon	1.82%
1m Return	-0.23%
YTD Return	0.53%
Since Inception Return	9.97%
Max. drawup	6.17%
Max. drawdown	-6.88%
Volatility	2.02%

KEY INFORMATION

Legal structure	Swiss Foundation
Custodian	Banque Pictet & Cie SA
Fund manager	Pictet Asset Management SA / Ermira Marika, Olivier Hildbrand
ISIN	CH0017245074
Base Currency	CHF
Dividend	Reinvested
Inception date	1 March 2004
Close of fiscal year	31 December
Management fee	0.30% p.a.
NAV valuation	Daily, "forward pricing"
Bloomberg	FSMTBDP SW

1) 1 Feb 2004 to 31 Dec 2007 Swiss Bondindex Domestic 1-3 Yrs

Prices, values and income may go down as well as up and investors may get back less than they initially invested. Past performance is no guarantee for future performance. Historical statistics are calculated over 3 years.

Data Source: FundPartner Solutions (Europe) S.A. – Part of Pictet Group

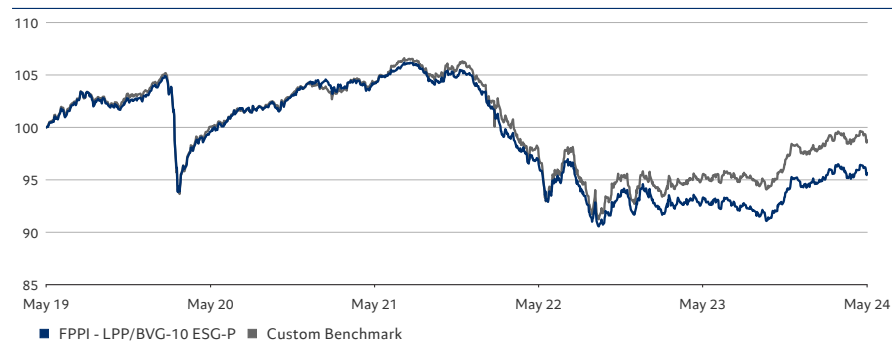
FPPI - LPP/BVG-10 ESG-P

ISIN (CH0296545129)

OBJECTIVES & INVESTMENT POLICY

Using investment funds or securities, this portfolio may invest in all asset classes authorised by OPP2. The equity portion of the portfolio must comprise between 5% and 15% of the total assets.

CUMULATIVE RETURN



PERFORMANCE vs. Custom Benchmark

	Portfolio	BM	Portfolio	BM
	Cumulative		Annualised	
YTD	0.64%	0.54%	-	-
1 month	0.39%	0.11%	-	-
3 months	0.42%	0.29%	-	-
1 year	2.53%	3.44%	2.53%	3.44%
3 years	-8.22%	-5.25%	-2.82%	-1.78%
5 years	-4.39%	-1.25%	-0.89%	-0.25%
Since Inception	0.77%	7.23%	0.09%	0.81%
	Portfolio	BM	Portfolio	BM
	Yearly		May to May	
2023	3.63%	5.94%	2.53%	3.44%
2022	-12.67%	-12.23%	-3.36%	-1.94%
2021	0.83%	1.42%	-7.37%	-6.58%
2020	1.61%	1.23%	4.64%	4.16%
2019	6.21%	7.25%	-0.44%	0.05%

PORTFOLIO ANALYSIS

Asset

Bonds CHF	42.4%
Bonds global government (hdg. CHF)	14.1%
Bonds global corporate (hdg. CHF)	10.1%
Swiss Equities	6.7%
Hedge Funds	6.1%
Foreign Equities	6.0%
Swiss Real Estate	4.9%
Emerging Debt	4.1%
Foreign Real Estate	2.8%
Bonds Foreign High Yield	1.1%
Cash & Equivalent	1.7%

Net exposure by currency

CHF	91.0%
USD	4.0%
EUR	1.1%
GBP	10.4%
JPY	10.3%
Others	3.2%

The above asset breakdown information is expected to fluctuate over time.

STATISTICS

NAV	CHF 100.77
Fund Assets (in mio.)	CHF 6.48
1m Return	0.39%
YTD Return	0.64%
Since Inception Return	0.77%
Max. drawup	6.54%
Max. drawdown	-14.71%
Volatility	4.82%

KEY INFORMATION

Legal structure	Swiss Foundation
Custodian	Banque Pictet & Cie SA
Fund manager	Pictet Asset Management SA / Eric Rosset
ISIN	CH0296545129
Base Currency	CHF
Dividend	Reinvested
Inception date	30 September 2015
Close of fiscal year	31 December
Management fee	0.70% p.a.
NAV valuation	Daily, "forward pricing"
Bloomberg	FPPI10P SW

Prices, values and income may go down as well as up and investors may get back less than they initially invested. Past performance is no guarantee for future performance. Historical statistics are calculated over 3 years.

Data Source: FundPartner Solutions (Europe) S.A. – Part of Pictet Group

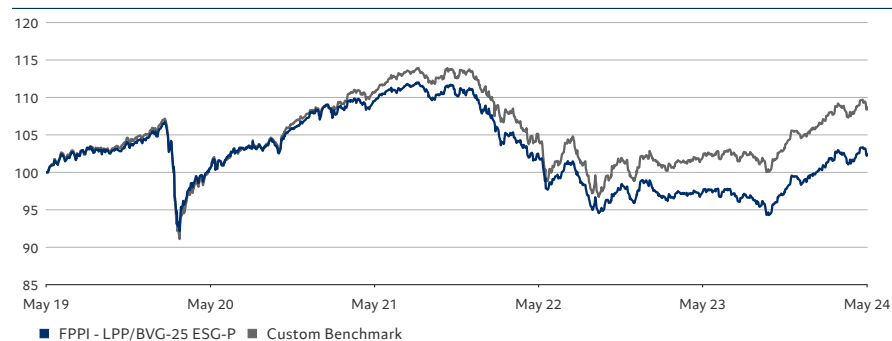
FPPI - LPP/BVG-25 ESG-P

ISIN (CH0017245355)

OBJECTIVES & INVESTMENT POLICY

Using investment funds or securities, this portfolio may invest in all asset classes authorised by OPP2. The equity portion of the portfolio must comprise between 15% and 35% of the total assets.

CUMULATIVE RETURN



PERFORMANCE vs. Custom Benchmark

	Portfolio	BM	Portfolio	BM
	Cumulative		Annualised	
YTD	3.20%	3.16%	-	-
1 month	0.90%	0.79%	-	-
3 months	1.51%	1.45%	-	-
1 year	5.13%	6.50%	5.13%	6.50%
3 years	-6.51%	-1.79%	-2.22%	-0.60%
5 years	2.38%	8.65%	0.47%	1.67%
Since Inception	52.71%	-	2.11%	-
	Portfolio	BM	Portfolio	BM
	Yearly		May to May	
2023	3.45%	6.55%	5.13%	6.50%
2022	-13.63%	-12.84%	-4.61%	-2.31%
2021	3.52%	5.16%	-6.77%	-5.61%
2020	3.25%	3.27%	9.05%	10.14%
2019	9.24%	10.70%	0.42%	0.44%

PORTFOLIO ANALYSIS

Asset

Bonds CHF	27.0%
Foreign Equities	15.9%
Bonds global government (hdg. CHF)	14.0%
Swiss Equities	11.6%
Bonds global corporate (hdg. CHF)	7.7%
Emerging Debt	5.7%
Hedge Funds	5.7%
Swiss Real Estate	4.8%
Foreign Real Estate	3.2%
Foreign Equities Small Cap	2.6%
Bonds Foreign High Yield	0.9%
Cash & Equivalent	0.9%

Net exposure by currency

CHF	79.2%
USD	12.8%
EUR	2.0%
JPY	0.7%
GBP	0.7%
Others	4.6%

The above asset breakdown information is expected to fluctuate over time.

Prices, values and income may go down as well as up and investors may get back less than they initially invested. Past performance is no guarantee for future performance. Historical statistics are calculated over 3 years.

Data Source: FundPartner Solutions (Europe) S.A. – Part of Pictet Group

STATISTICS

NAV	CHF 152.71
Fund Assets (in mio.)	CHF 34.63
1m Return	0.90%
YTD Return	3.20%
Since Inception Return	52.71%
Max. drawup	9.59%
Max. drawdown	-15.82%
Volatility	5.81%

KEY INFORMATION

Legal structure	Swiss Foundation
Custodian	Banque Pictet & Cie SA
Fund manager	Pictet Asset Management SA / Eric Rosset
ISIN	CH0017245355
Base Currency	CHF
Dividend	Reinvested
Inception date	1 March 2004
Close of fiscal year	31 December
Management fee	0.95% p.a.
NAV valuation	Daily, "forward pricing"
Bloomberg	FPPI25P SW

FPPI - LPP/BVG-Multi Asset Flexible-P

ISIN (CH0402419755)

OBJECTIVES & INVESTMENT POLICY

Using investment funds or securities, this portfolio may invest in all the asset classes authorised under OPP2 and aims to generate a positive return in Swiss francs.

CUMULATIVE RETURN



PERFORMANCE vs. Ice Bofa FI Saron Overnight Rate Index CHF

	Portfolio		BM	
	Cumulative	BM	Annualised	BM
YTD	3.19%	0.68%	-	-
1 month	0.69%	0.12%	-	-
3 months	1.16%	0.39%	-	-
1 year	4.62%	1.68%	4.62%	1.68%
3 years	-10.22%	1.49%	-3.53%	0.49%
5 years	-0.41%	0.01%	-0.08%	0.00%
Since Inception	0.17%	-0.92%	0.03%	-0.15%

	Portfolio		BM	
	Yearly	BM	May to May	BM
2023	1.15%	1.48%	4.62%	1.68%
2022	-15.06%	-0.25%	-7.97%	0.54%
2021	2.03%	-0.73%	-6.76%	-0.72%
2020	6.09%	-0.70%	7.60%	-0.72%
2019	8.45%	-0.78%	3.09%	-0.74%

PORTFOLIO ANALYSIS

Asset

Foreign Equities	24.4%
Bonds global government (hdg. CHF)	14.4%
Bonds CHF	12.2%
Hedge Funds	7.4%
Foreign Real Estate	5.7%
Bonds global corporate (hdg. CHF)	5.1%
Emerging Debt	5.1%
Swiss Real Estate	4.9%
Swiss Equities	3.8%
Cash & Equivalent	17.0%

Net exposure by currency

CHF	70.4%
USD	19.4%
EUR	2.4%
GBP	10.3%
JPY	10.3%
Others	7.2%

The above asset breakdown information is expected to fluctuate over time.

Prices, values and income may go down as well as up and investors may get back less than they initially invested. Past performance is no guarantee for future performance. Historical statistics are calculated over 3 years.

Data Source: FundPartner Solutions (Europe) S.A. – Part of Pictet Group

STATISTICS

NAV	CHF 100.17
Fund Assets (in mio.)	CHF 13.29
1m Return	0.69%
YTD Return	3.19%
Since Inception Return	0.17%
Max. drawup	9.89%
Max. drawdown	-19.21%
Volatility	6.21%

KEY INFORMATION

Legal structure	Swiss Foundation
Custodian	Banque Pictet & Cie SA
Fund manager	Pictet Asset Management SA / Eric Rosset
ISIN	CH0402419755
Base Currency	CHF
Dividend	Reinvested
Inception date	29 March 2018
Close of fiscal year	31 December
Management fee	1.15% p.a.
NAV valuation	Daily, "forward pricing"
Bloomberg	FPPIMAP SW

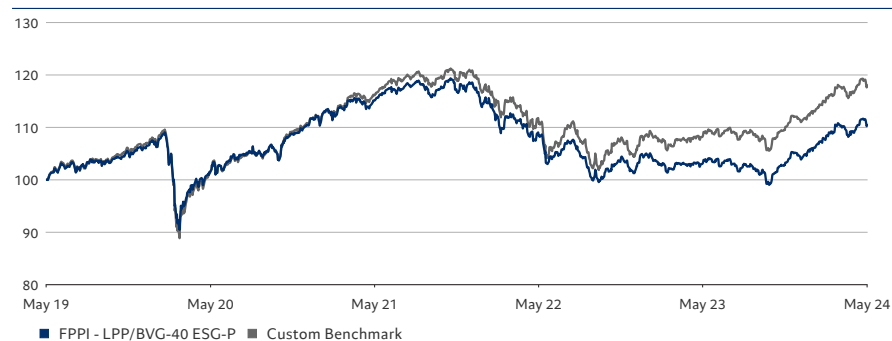
FPPI - LPP/BVG-40 ESG-P

ISIN (CH0017245405)

OBJECTIVES & INVESTMENT POLICY

Using investment funds or securities, this portfolio may invest in all asset classes authorised by OPP2. The equity portion of the portfolio must comprise between 30% and 50% of the total assets.

CUMULATIVE RETURN



PERFORMANCE vs. Custom Benchmark

	Portfolio	BM	Portfolio	BM
	Cumulative		Annualised	
YTD	5.40%	5.55%	-	-
1 month	1.30%	1.25%	-	-
3 months	2.43%	2.55%	-	-
1 year	7.12%	8.98%	7.12%	8.98%
3 years	-4.07%	1.62%	-1.38%	0.54%
5 years	10.45%	17.99%	2.01%	3.36%
Since Inception	210.70%	-	3.45%	-
	Portfolio	BM	Portfolio	BM
	Yearly		May to May	
2023	3.49%	7.06%	7.12%	8.98%
2022	-14.40%	-13.38%	-5.06%	-2.48%
2021	7.10%	8.74%	-5.68%	-4.38%
2020	4.58%	4.33%	13.55%	14.75%
2019	12.69%	14.24%	1.41%	1.18%

PORTFOLIO ANALYSIS

Asset

Foreign Equities	25.6%
Bonds CHF	22.1%
Swiss Equities	15.1%
Bonds global government (hdg. CHF)	7.1%
Hedge Funds	5.8%
Emerging Debt	5.5%
Swiss Real Estate	4.8%
Bonds global corporate (hdg. CHF)	4.7%
Foreign Real Estate	3.4%
Foreign Equities Small Cap	2.6%
Bonds Foreign High Yield	1.3%
Cash & Equivalent	2.0%

Net exposure by currency

CHF	67.6%
USD	19.2%
EUR	2.8%
JPY	1.4%
GBP	1.1%
Others	7.9%

The above asset breakdown information is expected to fluctuate over time.

STATISTICS

NAV	CHF 150.81
Fund Assets (in mio.)	CHF 140.32
1m Return	1.30%
YTD Return	5.40%
Since Inception Return	210.70%
Max. drawup	12.76%
Max. drawdown	-17.02%
Volatility	7.09%

KEY INFORMATION

Legal structure	Swiss Foundation
Custodian	Banque Pictet & Cie SA
Fund manager	Pictet Asset Management SA / Eric Rosset
ISIN	CH0017245405
Base Currency	CHF
Dividend	Reinvested
Inception date	31 December 1990
Close of fiscal year	31 December
Management fee	1.15% p.a.
NAV valuation	Daily, "forward pricing"
Bloomberg	FPPI40P SW

Prices, values and income may go down as well as up and investors may get back less than they initially invested. Past performance is no guarantee for future performance. Historical statistics are calculated over 3 years.

Data Source: FundPartner Solutions (Europe) S.A. – Part of Pictet Group

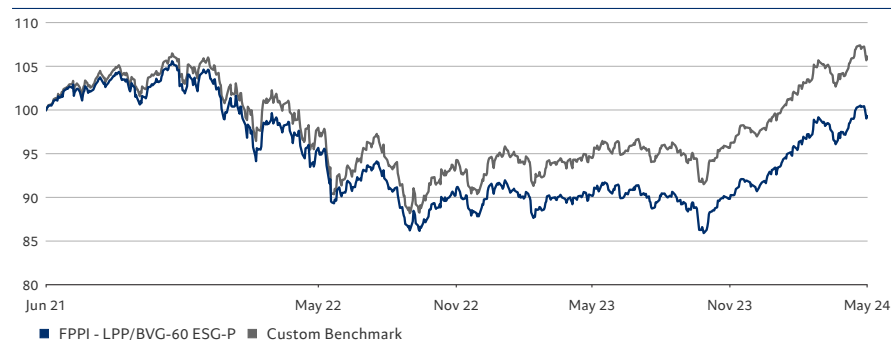
FPPI - LPP/BVG-60 ESG-P

ISIN (CH1110419004)

OBJECTIVES & INVESTMENT POLICY

Using investment funds or securities, this portfolio may invest in all asset classes authorized by OPP2. The equity portion of the portfolio must comprise between 45% and 75% of the total assets and thus exceeds the limits laid down in Art. 55 OPP2. Environmental, social and governance criteria are integrated into the investment process.

CUMULATIVE RETURN



PERFORMANCE vs. Custom Benchmark

	Portfolio	BM	Portfolio	BM
	Cumulative		Annualised	
YTD	8.57%	8.66%	-	-
1 month	2.16%	2.15%	-	-
3 months	3.78%	3.99%	-	-
1 year	10.13%	12.23%	10.13%	12.23%
Since Inception	-0.82%	6.21%	-0.27%	2.03%

	Portfolio	BM	Portfolio	BM
	Yearly		May to May	
2023	4.14%	7.80%	10.13%	12.23%
2022	-15.72%	-14.07%	-5.30%	-2.85%
2021	4.08%	5.51%	-	-

PORTFOLIO ANALYSIS

Asset

Foreign Equities	35.2%
Swiss Equities	21.9%
Emerging Debt	6.5%
Bonds CHF	5.8%
Hedge Funds	5.5%
Foreign Equities Small Cap	4.9%
Swiss Real Estate	4.5%
Bonds global corporate (hdg. CHF)	4.3%
Bonds global government (hdg. CHF)	4.2%
Foreign Real Estate	2.7%
Bonds Foreign High Yield	1.2%
Cash & Equivalent	3.3%

Net exposure by currency

CHF	54.3%
USD	28.7%
EUR	3.7%
JPY	2.0%
GBP	1.4%
Others	9.9%

The above asset breakdown information is expected to fluctuate over time.

STATISTICS

NAV	CHF 99.18
Fund Assets (in mio.)	CHF 25.74
1m Return	2.16%
YTD Return	8.57%
Since Inception Return	-0.82%
Max. drawup	16.99%
Max. drawdown	-18.63%

KEY INFORMATION

Legal structure	Swiss Foundation
Custodian	Banque Pictet & Cie SA
Fund manager	Pictet Asset Management SA
ISIN	CH1110419004
Base Currency	CHF
Dividend	Reinvested
Inception date	31 May 2021
Close of fiscal year	31 December
NAV valuation	Daily, "forward pricing"
Management fee	1.15% p.a.
Bloomberg	FPIFPC SW

Prices, values and income may go down as well as up and investors may get back less than they initially invested. Past performance is no guarantee for future performance. Historical statistics are calculated over 3 years.

Data Source: FundPartner Solutions (Europe) S.A. – Part of Pictet Group

Disclaimer

This document is exclusively intended for eligible investors and is not intended for other persons who are citizens of, domiciled or resident in, or entities registered in a country or a jurisdiction in which its distribution, publication, provision or use would violate current laws and regulations.

The information and data furnished in this document are disclosed for information purposes only; the Pictet Group* is not liable for them nor do they constitute an offer, an invitation to buy, sell or subscribe to securities or other financial instruments.

Furthermore, the information, opinions and estimates in this document reflect an evaluation as of the date of initial publication and may be changed without notice. The value and income of the securities or financial instruments mentioned in this document are based on rates from the customary sources of financial information and may fluctuate. The market value may vary on the basis of economic, financial or political changes, the remaining term, market conditions, the volatility and solvency of the issuer or the benchmark issuer. Moreover, exchange rates may have a positive or negative effect on the value, the price or the income of the securities or the related investments mentioned in this document.

Past performance must not be considered an indicator or guarantee of future performance, and the addressees of this document are fully responsible for any investments they make. No express or implied warranty is given as to future performance.

The content of this document is confidential and can only be read and/or used by its addressee. The Pictet Group is not liable for the use, transmission or exploitation of the content of this document. Therefore, any form of reproduction, copying, disclosure, modification and/or publication of the content is under the sole liability of the addressee of this document, and no liability whatsoever will be incurred by the Pictet Group. The addressee of this document agrees to comply with the applicable laws and regulations in the jurisdictions where they use the information reproduced in this document.

This document is issued by the Pictet Group. This publication and its content may be cited provided that the source is indicated. All rights reserved. copyright 2023

* The Pictet Group includes the entities mentioned in the report published under the following link: www.pictet.com/reports.

Data Source: FundPartner Solutions (Europe) S.A. – Part of Pictet Group

Contacts

If you wish to track the net asset values and the performance of the portfolios on a regular basis, please go to the "Pension Planning" page of our Internet site pictet.com

If you would like more information about the Pictet Individual Pension Foundation (3rd Pillar A), please do not hesitate to contact us:

PASCAL KESSLER
+41 58 323 15 46

DAVID CECIL
+41 58 323 12 66

pictetfoundations@pictet.com

PICTET INDIVIDUAL PENSION
FOUNDATION (3RD PILLAR A)
Route des Acacias 60
1211 Geneva 73
Switzerland
+41 58 323 29 20

pictet.com